


PAC AIR/EAU



620



N°3

650

100

LOT1  
680

100

LOT1 LIMITE SERVITUDE DE PASSAGE 5ml

CANIVEAU CARROSSABLE (L.600)


LOT1 3 PLACES DE PARC (REVETEMENT PERMEABLE) S=56m2

A



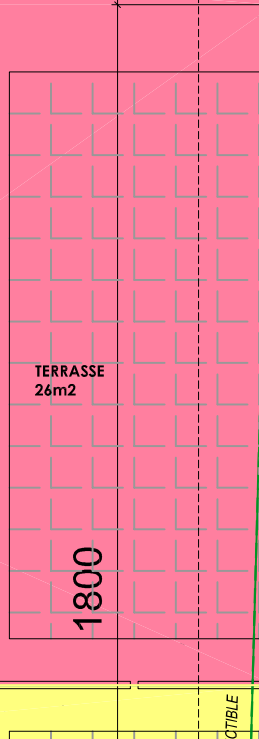
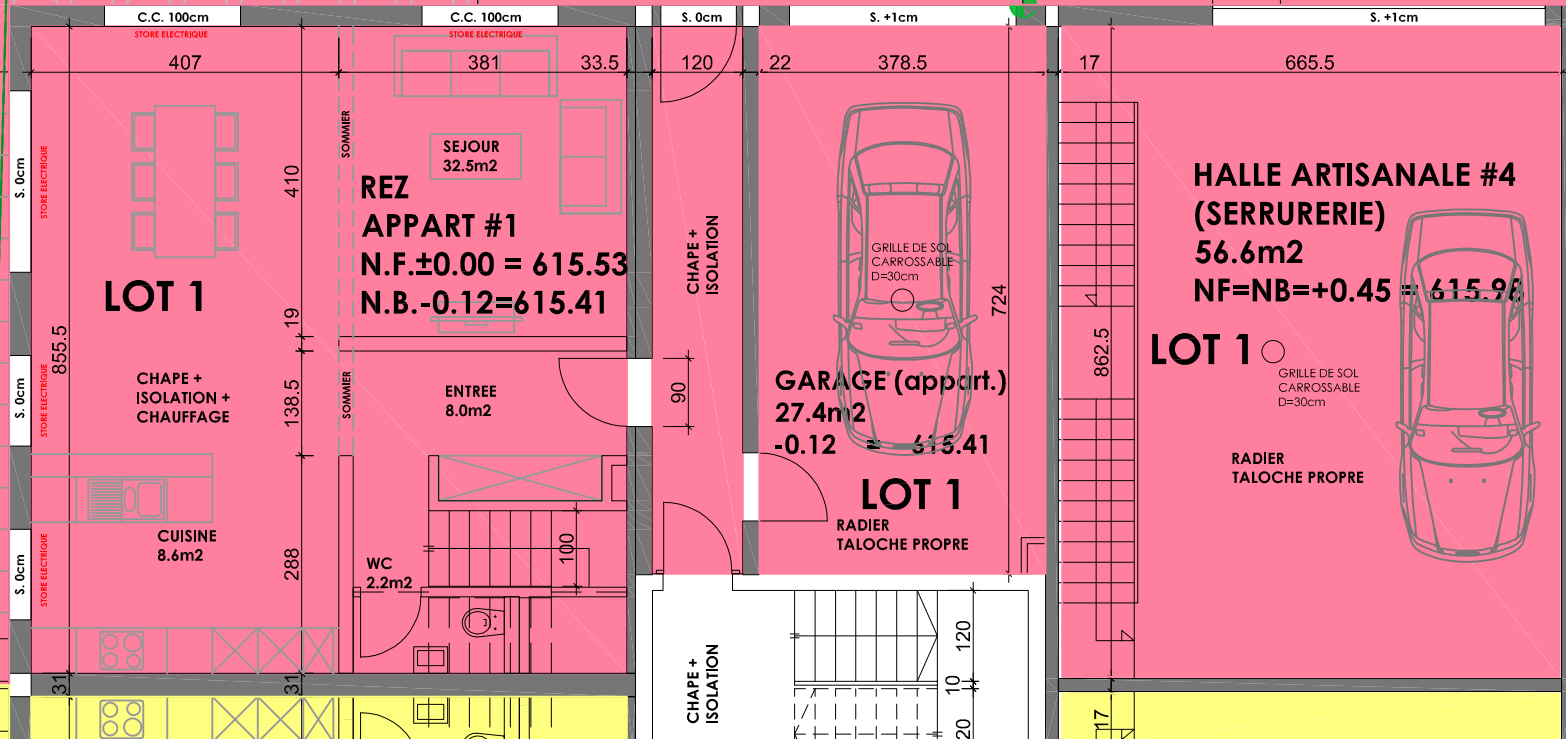
N°2

LOT1 STOCKAGE



N°1

TN calculé  
616.04  
= +0.51



PALISSADE, H.200cm

TERRASSE  
26m2

1800

LOT 1

REZ  
APPART #1  
N.F.±0.00 = 615.53  
N.B.-0.12=615.41

LOT 1  
GARAGE (appartement)  
27.4m2  
-0.12 = 615.41

LOT 1  
HALLE ARTISANALE #4  
(SERRURERIE)  
56.6m2  
NF=NB=+0.45 = 615.98

RADIER TALOCHE PROPRE

LOT 1  
RADIER TALOCHE PROPRE

- PPE - LOT 1
- PPE - LOT 2
- PPE - LOT 3
- PPE - LOT 4
- PPE - LOT 5

PENTHEREAZ  
PARCELLE N°23

REZ

DATE: 2018-01-23  
ECHELLE : 1-100e(A4)

CONSTRUCTION DE HALLES  
ARTISANALES & 2 LOGEMENTS